

# **Report on Election Irregularities in Virginia**

**Presented to Freeholders meeting on 3-2-2020**

Preface: In my observation and participation in the political system in Virginia, since 1979, an inexplicable, slow decline of our rights and abilities to craft the direction of our own futures; with unwanted pressures from people inside and outside of government; have taken place without explanation from those who have assumed or usurped the position of controlling the political party systems. In fact, with the exception of laws dealing with Party Fund raising, the political parties have zero laws, pertaining to their accountability in offering full representation to the people and have never been tasked to prove they are worthy of such usurped power. In short, there is no accountability to the people, should they decide to engage in maladministration whether it includes bad candidates or not running any candidates. The Political Parties, get to run who they want and the people have to accept it or not participate, but regardless, suffer the consequences of elites being put into office who have no real interest or investment in their community's welfare.

Along with the 2016 publication "Is It Rigged?", exposing the mathematical trail of election fraud by the Democrat Party, I set out to publish a follow up book and instead, discovered a worse form of election engineering. I discovered that both parties engage in a practice of not running candidates in certain areas, without any real explanation. What I found was that the Republican Party was the worst offender by far. Once I started to ask questions of various Republicans I personally knew, I quickly became a pariah and was shut out.

I have included graphs that can give at a glance, the incredible damage that has been done of just the past decade of elections by the Republican Party. What is more incredible and is being covered up by angry Republican faces when the questions come their way is, they lie and use talking points on their own people. You hear the false claim that not enough people turned out for the polls. The last statewide election in 2017 for Governor, saw more republican votes cast than ever before. Also included are the anomalies that appeared in the 7<sup>th</sup> Cong District and the unusual point spread that ousted Dave Bratt. The Democrat candidate had roughly a 95% increase from the previous election years performance. The Republican party, laid silent before God and us.

As that book pointed out, the absentee election fraud and some voter fraud in places where it can be accomplished without fear of being caught, such as in Northern Virginia precincts; in those races where I looked into absentee anomalies and found Democrats appear to have an average of 2% higher number than Republicans. Even in precincts where Republicans won the walk-in vote, many Democrat Absentee votes, outnumbered their Republican counterparts.

Also included is a chart dealing with some of those Absentee numbers to amend that book information and the pending bills before the Virginia Legislature that in my opinion, legalize and expand the opportunity for absentee fraud on such a scale, that even if the Republicans ran a candidate in every election from now on, they will never control the legislative body in Virginia, ever again. All data is sourced from the Virginia Board of Elections.

## Vote totals for the last Five Gubernatorial Elections:

		Candidate	Vote Count	%
		<a href="#"><u>Ralph Shearer Northam</u></a>	1,408,818	53.9%
		Democratic		
2017	Governor Statewide	<a href="#"><u>Edward Walter Gillespie</u></a>	1,175,732	45.0%
	General Election	Republican		
		<a href="#"><u>Clifford Daniel Hyra</u></a>	27,987	1.1%
		Libertarian		
		All Others	1,528	0.1%
		Total Votes Cast	2,614,065	
		<a href="#"><u>See Details for this Election »</u></a>		
		Candidate	Vote Count	%
		<a href="#"><u>Terence Richard McAuliffe</u></a>	1,069,789	47.7%
		Democratic		
		<a href="#"><u>Kenneth Thomas Cuccinelli, II</u></a>	1,013,354	45.2%
		Republican		

<a href="#">Robert Sarvis</a>	146,084	6.5%
-------------------------------	---------	------

Libertarian

All Others	11,844	0.5%
------------	--------	------

Total Votes Cast	2,241,071
------------------	-----------

[See Details for this Election »](#)

<b>Candidate</b>	<b>Vote Count%</b>
------------------	--------------------

[Robert F. McDonnell](#)

1,163,651	58.6%
-----------	-------

Republican

2009 Governor Statewide General Election

[Robert Creigh Deeds](#)

818,950	41.3%
---------	-------

Democratic

All Others	2,502	0.1%
------------	-------	------

Total Votes Cast	1,985,103
------------------	-----------

[See Details for this Election »](#)

<b>Candidate</b>	<b>Vote Count%</b>
------------------	--------------------

[T. M. Kaine](#)

1,025,942	51.7%
-----------	-------

Democratic

2005 Governor Statewide General Election

[J. W. Kilgore](#)

912,327	46.0%
---------	-------

Republican

[H. R. Potts, Jr](#)

43,953	2.2%
--------	------

Independent

All Others      1,556      0.1%

Total Votes Cast 1,983,778

[See Details for this Election »](#)

**Candidate      Vote Count%**

[M. R. Warner](#)

984,177      52.2%

Democratic

[M. L. Earley](#)

887,234      47.0%

Republican

[W. B. Redpath](#)

14,497      0.8%

Libertarian

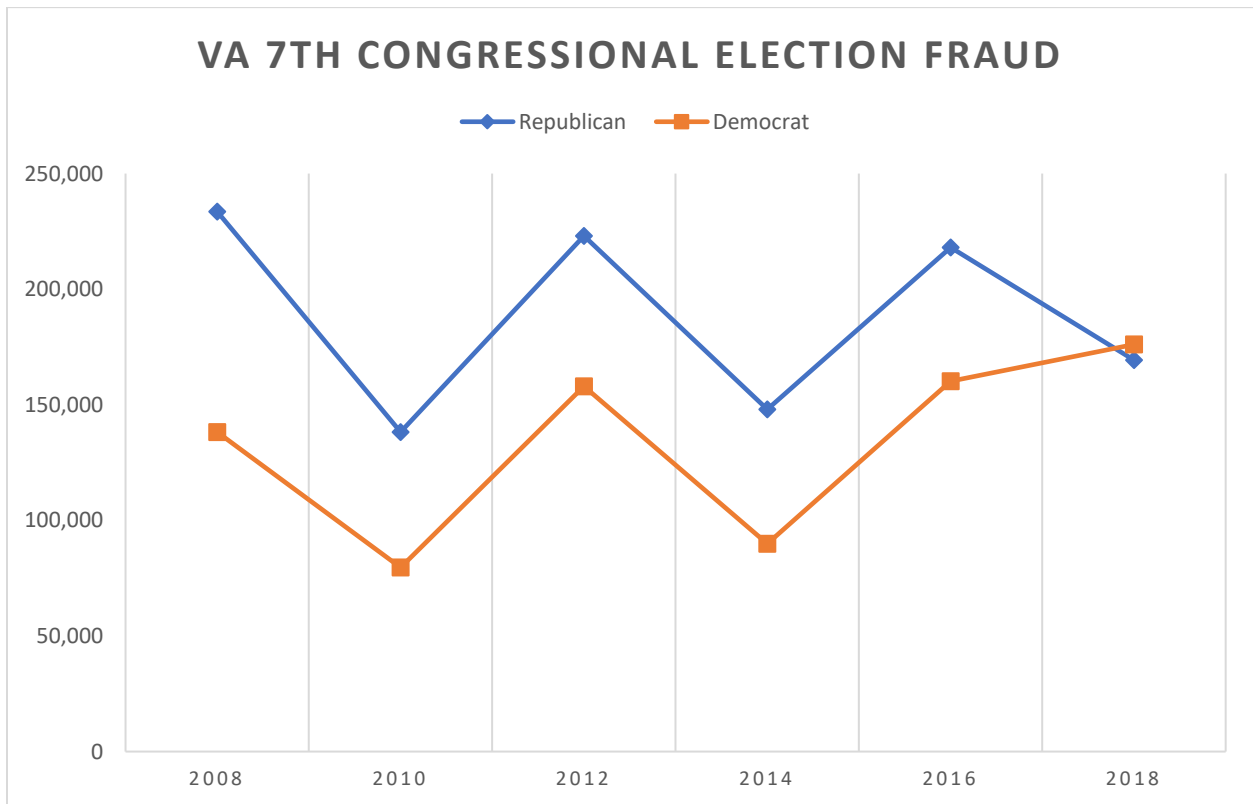
All Others      813      0%

Total Votes Cast

2001 Governor Statewide General Election

## History of the Past Four Congressional Elections of Virginia's 7<sup>th</sup> District and the Anomaly

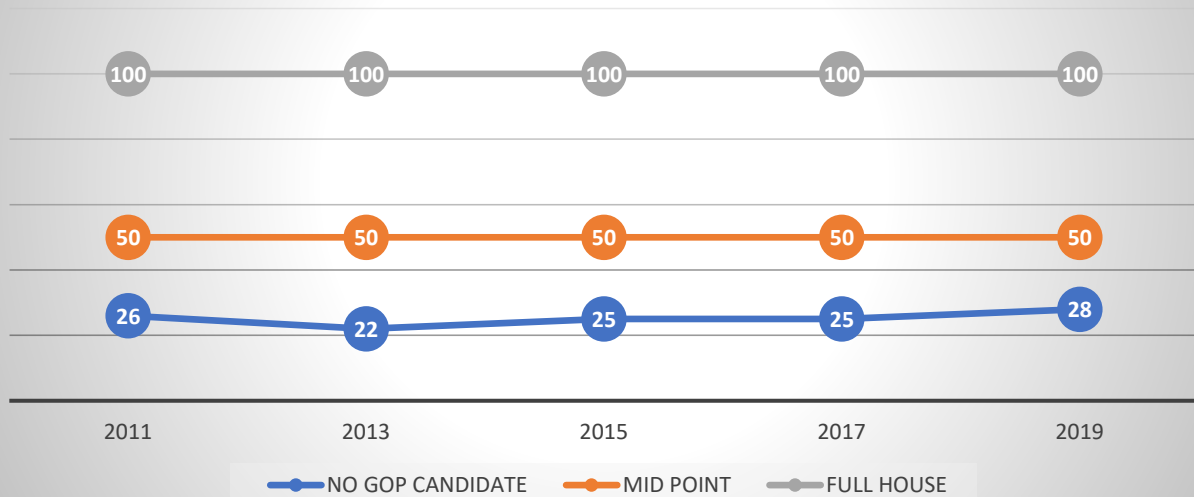
Election Year	Republican	Democrat
2008	233,531	138,123
2010	138,209	79,616
2012	222,983	158,012
2014	148,026	89,914
2016	218,057	160,159
2018	169,295	176,079
GOP Vote Loss '18	48,672	
Democrat Gain '18	15,920	
Total Vote Spread	64,592	



**Virginia House of Delegate Elections with No Republican Candidate by  
District Number to Oppose Democrats for the Past Five Elections**

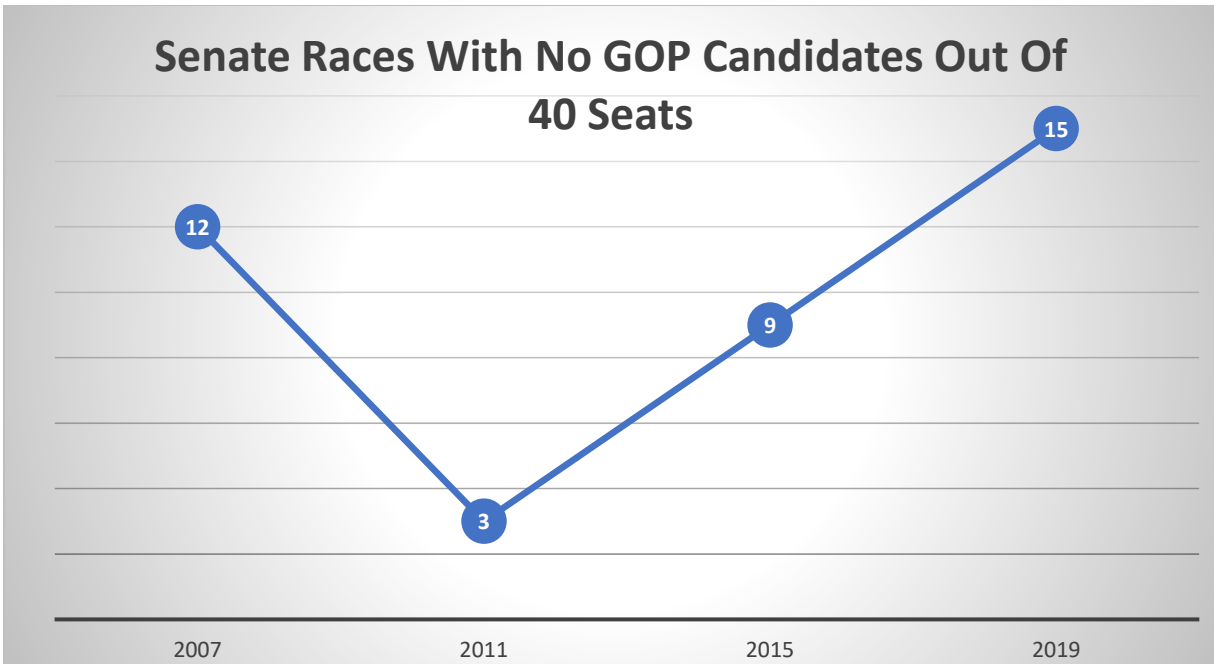
2019	2017	2015	2013	2011
House-No GOP	House-No GOP	House-No GOP	House-No GOP	House-No GOP
11	11	11	11	4
32	35	35	36	11
35	36	36	38	35
36	37	39	39	38
37	39	41	43	39
38	41	44	44	41
41	43	45	45	43
43	44	47	46	45
45	45	48	47	46
46	46	49	48	47
47	47	52	52	48
48	48	53	57	49
49	52	57	63	53
53	57	63	69	63
57	63	69	70	69
63	70	70	74	70
67	71	71	77	71
69	74	74	79	74
70	77	75	80	77
71	79	77	89	79
74	80	79	92	80
77	89	80	100	89
79	90	89	total 22 out of 100	90
86	92	90		92
89	95	92		95
90	total 25 out of 100	total 25 out of 100		100
92				total 26 out of 100
95				
total 28 out of 100				

## HOUSE RACES WITH NO GOP CANDIDATE OUT OF 100 SEATS



## Virginia Senate Elections with No Republican Candidate by District Number to Oppose Democrats for the Past Four Elections

2019 No GOP Senate District	2015 No GOP Senate District	2011 No GOP Senate District	2007 No GOP Senate District
1	2	5	2
2	5	9	5
5	9	18	9
9	16	total 3 out of 40 7.5% No Representation	16
16	18		18
18	25		21
21	30		25
25	32		30
29	34		32
30	total 9 out of 40 22% No Representation		35
31			36
34			38
35			total 12 out of 40 30% No Representation
36			
37			
total 15 out of 40 37% No Representation			



### Last Virginia Governor's Race

**November 2017**

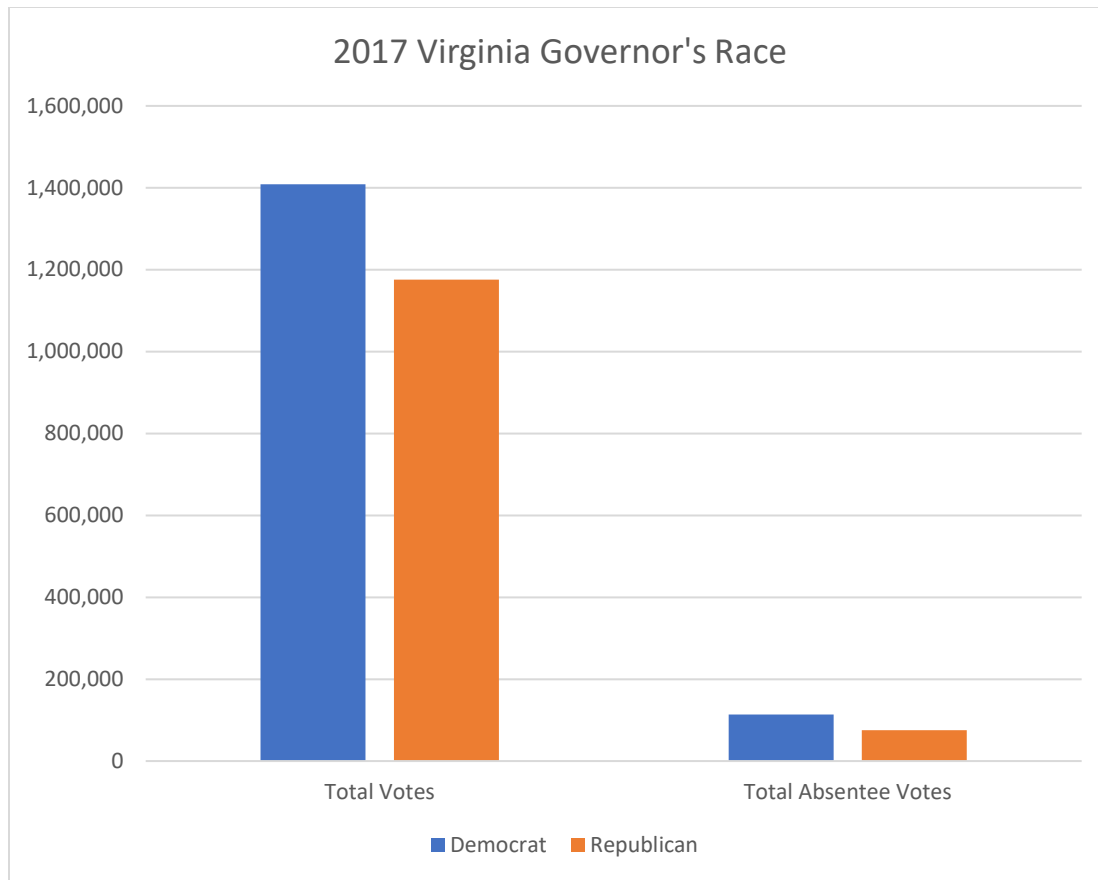
The Republican Party refused to run 25 Delegate Candidates in a year when the Republicans needed “down ticket” voters to be interested in going to vote. Until the 2019 election, the previous record for Republicans not running candidates in the house was from 2015 and 2017 at 25 candidates. The Republican Party continues to tell us the lie, that we “don’t turn out” on election day. Below are the statistics for just the Absentee votes from the 2017 Governor’s race.

The “anomaly” is that the percentage of Absentee votes, should be very close and has been historically close as I published in “Is It Rigged?” The numerical value of votes should represent the norm percentages of their “walk-in” related voters from election day. These anomalies have been pushed up by what is called the “cemetery vote”.

Had the Republicans given every district a local race to draw voters into the voting booth, one can easily speculate that the overall results would never lean on the side of Democrats, which the SASO Map, generated in 2019, clearly shows.

2017	Democrat	Republican
Total Votes	1,408,818	1,175,732
Total Absentee	113,653	75,407
Percent of Main Total	8.06%	6.41%
Percent Anomaly	Plus 1.65%	
Anomaly Votes	23,245	





**Pending Bills for Virginia's 2020 Legislative Session:**  
**House of Delegates Only- Bills Legalizing Absentee Voter Fraud**  
**As of January 28, 2020**

HB1 <http://lis.virginia.gov/cgi-bin/legp604.exe?201+sum+HB1> ALIVE Absentee No excuse

HB14 <http://lis.virginia.gov/cgi-bin/legp604.exe?201+sum+HB14> ALIVE Const. Amendment  
 Giving the Assembly the power to make "adjustments" to voting districts.

HB18 <http://lis.virginia.gov/cgi-bin/legp604.exe?201+sum+HB18> TABLED 2020 Absentee  
 Ballots

HB19 <http://lis.virginia.gov/cgi-bin/legp604.exe?201+sum+HB19> ALIVE Voter ID Repeal

HB25 <http://lis.virginia.gov/cgi-bin/legp604.exe?201+sum+HB25> ALIVE Absentee No Excuse

HB26 <http://lis.virginia.gov/cgi-bin/legp604.exe?201+sum+HB26> ALIVE Voter Registration  
 Date Extended

HB43 <http://lis.virginia.gov/cgi-bin/legp604.exe?201+sum+HB43> ALIVE Provisional Voting  
Split Districts

HB105 <http://lis.virginia.gov/cgi-bin/legp604.exe?201+sum+HB105> ALIVE Dissolving of  
District Boundaries

HB108 : <http://lis.virginia.gov/cgi-bin/legp604.exe?201+sum+HB108> ALIVE Lee Jackson Day  
repealed

Virginia's very own "CARBON TAX"! HB110 [http://lis.virginia.gov/cgi-  
bin/legp604.exe?201+sum+HB110](http://lis.virginia.gov/cgi-bin/legp604.exe?201+sum+HB110) ALIVE Carbon Tax

<http://lis.virginia.gov/cgi-bin/legp604.exe?201+sum+HB142> ALIVE Concealed Carry Permit  
repeal

Your "Right to Work" is about to disappear: [http://lis.virginia.gov/cgi-  
bin/legp604.exe?201+sum+HB153](http://lis.virginia.gov/cgi-bin/legp604.exe?201+sum+HB153) ALIVE Repeal of Right-to-Work status

Turning us over to the Popular Vote, which is an official act of session on the part of our  
government HB177 <http://lis.virginia.gov/cgi-bin/legp604.exe?201+sum+HB177> ALIVE  
Abandon the Electoral College

Only One recount of any election is permitted! You have to come to the end of this one to see it.  
HB178 <http://lis.virginia.gov/cgi-bin/legp604.exe?201+sum+HB178> ALIVE

Since the Absentee Ballots will be hidden from inspection, they will be completely hidden from  
any recount result. HB179 <http://lis.virginia.gov/cgi-bin/legp604.exe?201+sum+HB179> ALIVE  
The "Recount Court" can allow ballots not originally counted in the election"

HB185 <http://lis.virginia.gov/cgi-bin/legp604.exe?201+sum+HB185> ALIVE First Time Voters  
allowed to use absentee ballots

HB186 <http://lis.virginia.gov/cgi-bin/legp604.exe?201+sum+HB186> ALIVE Removes  
prohibitions on Central District Absentee Ballots

HB187 <http://lis.virginia.gov/cgi-bin/legp604.exe?201+sum+HB187> ALIVE Same Day  
Registration, In-Person Absentee and Election Day Voting

HB190 <http://lis.virginia.gov/cgi-bin/legp604.exe?201+sum+HB190> ALIVE Voter ID Repeal

HB191 <http://lis.virginia.gov/cgi-bin/legp604.exe?201+sum+HB191> ALIVE Restricts Absentee  
Voting For Military Personnel

HB199 <http://lis.virginia.gov/cgi-bin/legp604.exe?201+sum+HB199> ALIVE Abandon Electoral  
College

HB201 <http://lis.virginia.gov/cgi-bin/legp604.exe?201+sum+HB201> ALIVE Same Day  
Registration and Election Day Voting

HB203 <http://lis.virginia.gov/cgi-bin/legp604.exe?201+sum+HB203> ALIVE Restricts Military Absentee

HB207 <http://lis.virginia.gov/cgi-bin/legp604.exe?201+sum+HB207> ALIVE Lifetime Absentee Voter List!!!!

HB208 <http://lis.virginia.gov/cgi-bin/legp604.exe?201+sum+HB208> ALIVE 65 and Older election day Absentee Voting

HB209 <http://lis.virginia.gov/cgi-bin/legp604.exe?201+sum+HB209> ALIVE No Excuse Absentee Voting

HB213 <http://lis.virginia.gov/cgi-bin/legp604.exe?201+sum+HB213> ALIVE Out-of-State College ID acceptable for students

HB214 <http://lis.virginia.gov/cgi-bin/legp604.exe?201+sum+HB214> ALIVE Allows Out-of-State citizens to gather and hand in voter registration petitions

HB215 <http://lis.virginia.gov/cgi-bin/legp604.exe?201+sum+HB215> ALIVE Pre-Voter Registration for 16 Year Old Children

You'll love this one! HB18 <http://lis.virginia.gov/cgi-bin/legp604.exe?201+sum+HB218> TABLED Independent Candidate Requirements for Nomination by Petition

HB219 <http://lis.virginia.gov/cgi-bin/legp604.exe?201+sum+HB219> ALIVE Automatic DMV Voter Registration

HB220 <http://lis.virginia.gov/cgi-bin/legp604.exe?201+sum+HB220> ALIVE Absentee Ballot Return Postage Paid

HB232 <http://lis.virginia.gov/cgi-bin/legp604.exe?201+sum+HB232> ALIVE Voter Registration Forms Provided TO Colleges and Universities

HB235 <http://lis.virginia.gov/cgi-bin/legp604.exe?201+sum+HB235> ALIVE Automatic DMV Voter Registration

HB236 <http://lis.virginia.gov/cgi-bin/legp604.exe?201+sum+HB236> ALIVE Expands Board of Elections from 3 members to 5

HB237 <http://lis.virginia.gov/cgi-bin/legp604.exe?201+sum+HB237> ALIVE Change of Starting Date for Local Election Board

HB238 <http://lis.virginia.gov/cgi-bin/legp604.exe?201+sum+HB238> ALIVE Allows Absentee Votes To Be Counted 3 Days AFTER AN ELECTION

HB239 <http://lis.virginia.gov/cgi-bin/legp604.exe?201+sum+HB239> ALIVE Extends Deadline for Absentee Ballots

HB240 <http://lis.virginia.gov/cgi-bin/legp604.exe?201+sum+HB240> ALIVE Annual Absentee Ordering/Ordering Ballots annually

HB241 <http://lis.virginia.gov/cgi-bin/legp604.exe?201+sum+HB241> ALIVE Protected Voter  
Status

HB360 <http://lis.virginia.gov/cgi-bin/legp604.exe?201+sum+HB360> ALIVE Ranked Choice  
Votes- 3rd or lower place votes are split between the top two candidates to see if there is a runoff  
needed.